


The HWH® SpaceMaker® Dual-Cylinder “Universal” Level Out (LO) Hydraulic Room Extension *(with HWH® Synchronizing Cylinders & Lifters)*

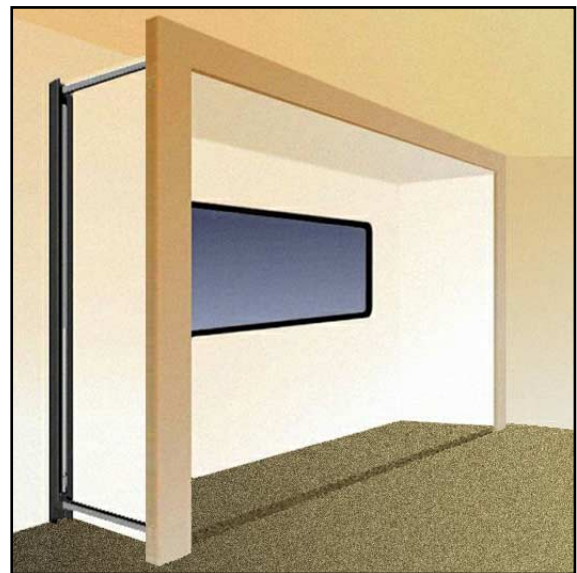
The HWH® Dual Cylinder “Universal” Room Extension* is designed for use on FEMA type trailers and motorized vehicles requiring handicap accessibility. The floor moves straight out and then drops vertically into place matching the height of the main floor with a negligible gap between the room floor and the main floor.

“Universal” Room Extension Features and Benefits

- The room is raised and lowered by vertically operated hydraulic cylinders. This feature eliminates the requirement for ramps or overlaps resulting in a room that when extended matches the main floor with a negligible gap between the floors.
- The room floor is suspended above the main floor when retracted. This eliminates the possibility of damage to the coach floor coverings. (Coverings can be linoleum, carpet, wood, tile, etc.)
- The power to move the room in and out is provided by a hand operated hydraulic pump. Units can be stored for long periods of time (years) without maintenance. No electrical power is required for setting up or taking down units.
- The Dual Cylinder “Universal” slide utilizes a four-point attachment, which draws all four corners in for a positive seal whether the room is extended or retracted.
- The HWH® Synchronizing Cylinders allow for smooth, even extension and retraction of the room.
- There is no exposed hardware when the room is extended. The exteriors of the room and coach have a clean-finished appearance.



Interior view of room and coach with room extended.



Interior view of room, when retracted.



Taking you to the next level.

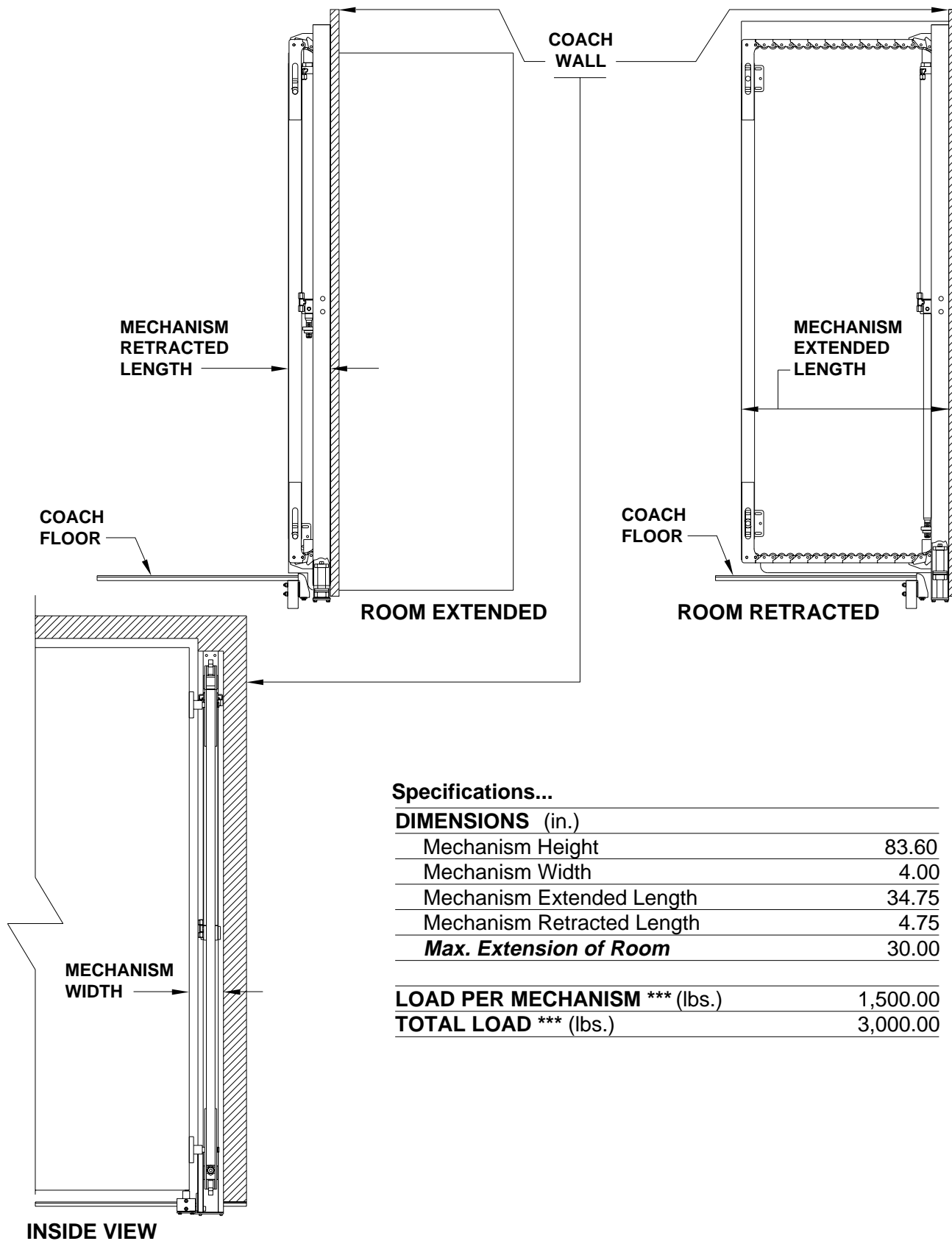
(On I-80, Exit 267 South)
2096 Moscow Road | Moscow, Iowa 52760
Phone: (800)321-3494 or (563)724-3396 | Fax: (563)724-3408
Web: www.HWH.com

See Reverse Side For Specifications →

* Patent applied for.

Specifications & Features

The HWH® SpaceMaker®: Dual Cylinder "UNIVERSAL" Room Extension* Level Out (with HWH Synchronizing Cylinders & Lifters)



Specifications...

| DIMENSIONS (in.) | |
|--------------------------------------|-----------------|
| Mechanism Height | 83.60 |
| Mechanism Width | 4.00 |
| Mechanism Extended Length | 34.75 |
| Mechanism Retracted Length | 4.75 |
| Max. Extension of Room | 30.00 |
| <hr/> | |
| LOAD PER MECHANISM *** (lbs.) | 1,500.00 |
| TOTAL LOAD *** (lbs.) | 3,000.00 |

*Patent Applied For.

**If coach is equipped with an HWH® Leveling System, pump is shared.

***Load includes all occupants, cargo, and permanent fixtures resting on room.