

HWH SPACEMAKER SLIDE-OUT MECHANISM

“IN-FLOOR LEVEL-OUT (IFLO) or “IN-FLOOR STRAIGHT-OUT (IFSO) MECHANISM with

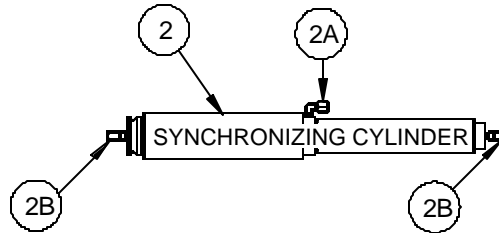
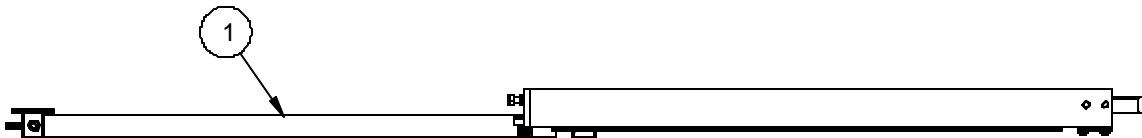
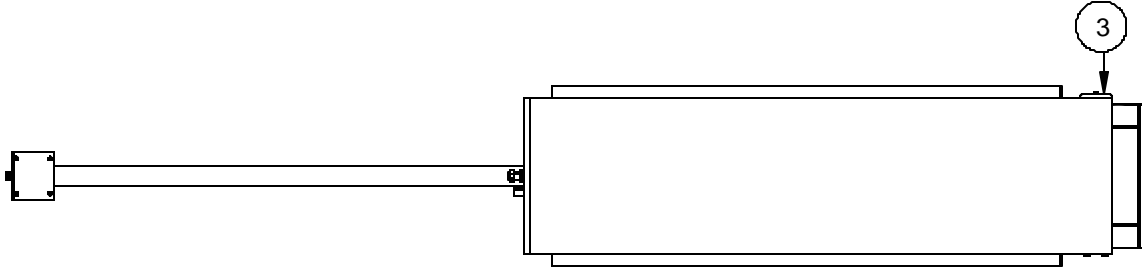
SINGLE-CYLINDER or DUAL-CYLINDER

(File: MR41.1202.DOC | Revised: 17MAY17)

> [PrintFriendly PDF File](#)

The diagrams below represent the **BASE MODEL SLIDE-OUT MECHANISM** as described above.
The information on this page is similar in all adaptations of the base model.

* Slide-out parts that have been adapted to OEM specifications can be found in the **OEM-Specific Parts Guide** > [MR40.HTML](#) .



NOTE: SYNCHRONIZING CYLINDER IS MOUNTED SEPARATE FROM THE ROOM EXTENSION TUBES.

ITEM	ORDER#	QTY	DESCRIPTION
1*		1	CYLINDER ASSY
2*		1	SYNCHRONIZING CYL (Not used with single cylinder room ext.)
2A	RF1453	1	1/4" ELBOW 90 DEG.
2B	RF1456	1	1/4" MALE CONNECTOR

ITEM	ORDER#	QTY	DESCRIPTION
3	RAP93601	1	BEARING PAD KIT
3A		1	#10 LOCKWASHER
3B		1	#10-24 X 9/16" SCREW
3C		4	BEARING PAD 2" X 0.8"
3D		20	SHIM 0.8" X 2.6"
3E		1	BEARING PLATE 2" X 0.8"
3F		4	GLIDE STRIP 3"
3G		8	#10-24 X 3/4" SCREW
3H		2	GLIDE STRIP 0.875"
3I		8	#10-24 X 3/8" SCREW
3J		8	SHIM RAIL SLIDE:0.020
3K		4	SHIM RAIL SLIDE

NOTE: INDENTED ITEMS INCLUDED WITH PRECEDING ITEM.